



Industrial  
Range



**HIPOWER™**

your partner for power

Industrial  
Range



# HIPOWER™

generating sets

Curved corners and terminations providing strength and durability to the equipment while presenting an attractive design.

Rock wool sound insulation resistant to oil and heat (inside)

Best in class digital controls. State of art digital controls equipped with CAN BUS technology with an easy to use display and configurable parameters alarms and protections.

Single point lifting eye.




Standard fuel day tank. Extended run time and UL tank optional.

Stainless steel hardware and fasteners

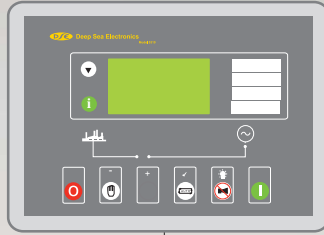
Terminal box for AC power connection

EFFICIENT, RELIABLE & DEPENDABLE ON SITE POWER


## AVAILABLE CONTROL PANELS



HIMOINSA M6  
ANALOG AUTO START



DEEP SEA 5310  
DIGITAL AUTO START



HIMOINSA CEM7  
ADVANCED DIGITAL AUTO START  
PARALLEL OPTIONAL

Top air discharge  
for better sound  
attenuation

Compact &  
durable design  
with large doors  
for easy access to  
perform  
scheduled  
maintenance

Residential  
silencer included  
in enclosure  
providing very  
quiet operation.

External  
emergency  
stop.

110% spill containment  
standard

Forklift pockets for  
easy handling and  
transportation.



60 Hz

1800 r.p.m.  
240/120V 1Ph.

GENSET			ENGINE				SOUND LEVEL (3) dBA S.A.E.	FUEL TANK (Gal.)		DIMENSIONS LxWxH (Inches)		WEIGHT (Lb)	
MODEL	CERTIF.	KW (1)	BRAND	MODEL	EPA (2)	OPEN TYPE		S.A.E. (4)	OPEN TYPE	S.A.E.	OPEN TYPE	S.A.E.	
HYW 9 M6	CSA	8	YANMAR	3TNV76 GGEH	4	60	9.2	6.1	57.1 x 24.4 x 50.4	58.1 x 29.5 x 43.3	723	1347	
HYW 13 M6	CSA	13	YANMAR	3TNV88 BGGEH	4	67	9.2	6.1	57.1 x 24.4 x 50.4	58.1 x 29.5 x 43.3	853	1468	
HYW 20 M6	CSA	17	YANMAR	4TNV88 BGGEH	3-Int 4	62	9.2	26.4	57.1 x 24.4 x 50.4	86.6 x 41.3 x 53.5	1003	2150	
HYW 25 M6	CSA	22	YANMAR	4TNV84T BGGEH	3-Int 4	60	20.1	26.4	66.9 x 24.4 x 50.4	86.6 x 41.3 x 53.5	1332	2315	
HYW 35 M6	CSA	33	YANMAR	4TNV98 ZGGEH	3-Int 4	64	31.7	26.4	72.8 x 30.7 x 50.4	86.6 x 41.3 x 53.5	1548	2491	
HYW 45 M6	CSA	43	YANMAR	4TNV98T ZGGEH	3-Int 4	66	38.3	26.4	84.6 x 30.7 x 53.2	86.6 x 41.3 x 53.5	2083	2513	
HJW 30 M6	CSA	26	JOHN DEERE	4024TF281-36	3	62	31.7	26.4	72.8 x 30.7 x 50.4	86.6 x 41.3 x 53.5	1205	2260	
HJW 55 M6	CSA	50	JOHN DEERE	4045TF280-63	3	69	38.3	142.6	84.6 x 30.7 x 53.2	108.3 x 43.3 x 76.4	1420	3865	
HJW 70 M6	CSA	63	JOHN DEERE	4045HF280-74	3	71	38.3	142.6	84.6 x 30.7 x 53.2	108.3 x 43.3 x 76.4	2220	4665	
HJW 85 M6	CSA	81	JOHN DEERE	4045HF285-94	3	71	38.3	142.6	84.6 x 30.7 x 53.2	108.3 x 43.3 x 76.4	2425	5225	

HYW9M6 &amp; HYW13M6 available with "M6" analog auto start control panel.

60 Hz

1800 r.p.m.  
208/120V & 480/277V 3Ph.

GENSET			ENGINE				SOUND LEVEL (3) dBA S.A.E.	FUEL TANK (Gal.)		DIMENSIONS LxWxH (Inches)		WEIGHT (Lb)	
MODEL	CERTIF.	KW (1)	BRAND	MODEL	EPA (2)	OPEN TYPE		S.A.E. (4)	OPEN TYPE	S.A.E.	OPEN TYPE	S.A.E.	
HYW 9 T6	CSA	8	YANMAR	3TNV76 GGEH	4	60	9.2	6.1	57.1 x 24.4 x 50.4	58.1 x 29.5 x 43.3	677	1347	
HYW 14 T6	CSA	13	YANMAR	3TNV88 BGGEH	4	67	9.2	6.1	57.1 x 24.4 x 50.4	58.1 x 29.5 x 43.3	798	1468	
HYW 20 T6	CSA	16	YANMAR	4TNV88 BGGEH	3-Int 4	62	9.2	26.4	57.1 x 24.4 x 50.4	86.6 x 41.3 x 53.5	875	2150	
HYW 25 T6	CSA	23	YANMAR	4TNV84T BGGEH	3-Int 4	60	20.1	26.4	66.9 x 24.4 x 50.4	86.6 x 41.3 x 53.5	917	2315	
HYW 35 T6	CSA	36	YANMAR	4TNV98 ZGGEH	3-Int 4	64	31.7	26.4	72.8 x 30.7 x 50.4	86.6 x 41.3 x 53.5	1202	2491	
HYW 45 T6	CSA	44	YANMAR	4TNV98T ZGGEH	3-Int 4	66	31.7	26.4	72.8 x 30.7 x 50.4	86.6 x 41.3 x 53.5	1418	2513	
HJW 30 T6	CSA	30	JOHN DEERE	4024TF281 - 36	3	62	31.7	26.4	72.8 x 30.7 x 50.4	86.6 x 41.3 x 53.5	1205	2260	
HJW 55 T6	CSA	54	JOHN DEERE	4045TF280 - 63	3	69	38.3	142.6	84.6 x 30.7 x 53.2	108.3 x 43.3 x 76.4	1420	3865	
HJW 65 T6	CSA	63	JOHN DEERE	4045HF280 - 74	3	71	38.3	142.6	84.6 x 30.7 x 53.2	108.3 x 43.3 x 76.4	2220	4665	
HJW 85 T6	CSA	80	JOHN DEERE	4045HF285 - 94	3	71	38.3	142.6	84.6 x 30.7 x 53.2	108.3 x 43.3 x 76.4	2310	5120	
HJW 105 T6	CSA	101	JOHN DEERE	4045HF285 - 118	3	71	66.0	198.0	114.2 x 35.4 x UC	129.9 x 47.2 x 89.6	2575	5225	
HJW 130 T6	CSA	125	JOHN DEERE	4045HF285 - 147	3	71	66.0	198.0	114.2 x 35.4 x UC	129.9 x 47.2 x 89.6	3725	5450	
HJW 155 T6	CSA	150	JOHN DEERE	6068HF285 - 177	3	76	66.0	198.0	114.2 x 35.4 x 64.8	129.9 x 47.2 x 89.6	3790	5715	
HJW 205 T6	CSA	200	JOHN DEERE	6068HF485 - 235	3	75	117.5	117.5	137.8 x 45.7 x UC	149.6 x 55.1 x 90.6	4275	6830	
HJW 225 T6	CSA	220	JOHN DEERE	6090HF484 - 258	3	75	155.8	155.8	150.0 x 54.7 x UC	161.4 x 63.0 x 86.6	6310	8465	
HJW 275 T6	CSA	268	JOHN DEERE	6090HF484 - 315	3	76	155.8	155.8	150.0 x 54.7 x UC	161.4 x 63.0 x 86.6	6490	8840	
HJW 305 T6	CSA	303	JOHN DEERE	6135HF485 - 345	3	79	195.4	195.4	161.4 x 57.5 x UC	177.2 x 70.9 x 92.2	6835	11685	
HJW 355 T6	CSA	354	JOHN DEERE	6135HF485 - 401	3	79	195.4	195.4	161.4 x 57.5 x UC	177.2 x 70.9 x 92.2	7295	12125	
HJW 410 T6	CSA	405	JOHN DEERE	6135HF485 - 460	3	79	195.4	195.4	161.4 x 57.5 x UC	177.2 x 70.9 x 92.2	7825	12235	
HFV 90 T6	CE	86	FPT IVECO	NEF45 TM2X	3	67	44.9	43.6	84.6 x 30.7 x 58.2	108.3 x 43.3 x 64.6	2480	3682	
HFV 135 T6	CE	127	FPT IVECO	NEF67 TM1X	3	70	66.0	59.4	114.2 x 35.4 x 62.7	129.9 x 47.2 x 75.8	3307	4927	
HFV 150 T6	CE	150	FPT IVECO	NEF67TE1X	3	70	66.0	59.4	114.2 x 35.4 x 62.7	129.9 x 47.2 x 75.8	3505	5126	
HFV 200 T6	CE	184	FPT IVECO	NEF67TE2X	3	72	66.0	59.4	114.2 x 35.4 x 62.7	129.9 x 47.2 x 75.8	3638	5269	
HFV 250 T6	CE	255	FPT IVECO	C87TE1D	3	72	117.5	117.5	137.8 x 45.7 x 85.0	149.6 x 55.1 x 90.6	6471	5368	
HFV 290 T6	CE	288	FPT IVECO	C10TE1D	3	73	155.8	155.8	150.0 x 54.7 x 74.8	161.4 x 63.0 x 86.6	6228	9127	
HFV 350 T6	CE	345	FPT IVECO	C13TE3X	3	75	155.8	155.8	150.0 x 54.7 x 74.8	161.4 x 63.0 x 86.6	6967	9866	
HVV 515 T6	CE	514	VOLVO	TAD I641 GE	2	75	195.4	195	161.4 x 57.5 x UC	177.2 x 70.9 x 92.2	9112	13476	
HVV 555 T6	CE	552	VOLVO	TAD I642 GE	2	75	195.4	251	161.4 x 57.5 x UC	196.9 x 78.7 x 90.9	9575	15000	
HVV 615 T6	CE	611	VOLVO	TAD I643 GE	2	75	263.7	251	173.2 x 61.4 x UC	196.9 x 78.7 x 90.9	10657	15325	
HPW 465 T6	CE	460	PERKINS	2506D E15TAG1	3	76	195.4	195	161.4 x 57.5 x 85.8	177.2 x 70.9 x 92.2	8345	12588	
HPW 515 T6	CE	512	PERKINS	2506C E15TAG3	2	76	195.4	195	161.4 x 57.5 x 85.8	177.2 x 70.9 x 92.2	8576	12820	
HPW 555 T6	CE	555	PERKINS	2506C E15TAG4	2	76	195.4	195	161.4 x 57.5 x 85.8	177.2 x 70.9 x 92.2	8863	13107	
HDW 485 T6	CE	485	DOOSAN	P180LE	2	73	195.4	195	161.4 x 57.5 x UC	177.2 x 70.9 x 92.2	10218	13668	
HDW 655 T6	CE	651	DOOSAN	P222FE	2	75	263.7	251	173.2 x 61.4 x UC	196.9 x 78.7 x 90.9	10915	15210	

\* UL2200 in process

\* HYW9T6 &amp; HYW14T6 available with "M6" analog auto start control panel.

(1) Standby Power rating in accordance with ISO 8528

(2) According to EPA 40 CFR part 89

(3) Sounds levels measured at 23 feet, 100% load

(4) S.A.E. means Sound Attenuated Enclosure.





# HIPOWER

- Full range of AC Generating sets.
- Complete range of control system, switchgear and transfer switches.
- Remote monitoring.
- Extensive sales & service network.
- Extended warranty available.

All HIPOWER generators feature a robust construction with strict adherence to quality, while maintaining a minimal impact to the environment.

This unique design excels in all power generation applications, whether it be stand by, prime power or rental. HIPOWER has a generator to fit your needs.



see our  
**rental**  
range  
▼



HIMOINSA POWER SYSTEMS, INC.  
16210 West 110th Street  
Lenexa, KS 66219-1312

Tel: 913-495-5557  
Fax: 913-495-5575

[www.hipowersystems.com](http://www.hipowersystems.com)

Call us (toll free) at: 1 866 710-2988



HIPOWER Generating sets  
engineered and design by HIMOINSA.  
Generator for home use, construction, industrial,  
rental, event, prime and standby power.

**HIMOINSA**  
CORPORATION